

*California Navel and Valencia Exports to Korea*  
*NAVEK Program 2024-2025*

## **Septoria Spot and Other Orange Rind Diseases, Disorders, and Injuries**

J. E. Adaskaveg<sup>1</sup>, and H. Forster<sup>1</sup>

<sup>1</sup>Dept. of Microbiology and Plant Pathology, University of California, Riverside

---

Category I. Early symptoms of Septoria spot on fruit showing a range of disease severity.

Category I and II. Early and advanced symptoms of Septoria spot. A-D. Four fruit showing both small and large, well developed, sunken, blackish lesions; and E. One advanced lesion among numerous ice damage injuries on the rind surface.

Category II. Advanced symptoms of Septoria spot. A-F. Lesions ranging from 2-3 mm to 20-30 mm in diameter (Note that all fruit have rinds with ice damage).

Category III. Look-alike diseases of Septoria. A. Unknown fungus causing symptoms similar to Septoria spot; B-D. Anthracnose lesions caused by *Colletotrichum gloeosporioides*; E. Expanding lesion of Alternaria spot caused by *A. alternata*; and F. *Lasiodiplodia* state of *Botryosphaeria rhodina*. Lesions caused by *Lasiodiplodia* sp. are sunken and dark with a diffused margin.

Category IV. Environmentally induced rind injuries (abiotic causes). A-G. Mild rind injuries on exposed surfaces of fruit; H-J. Severe rind injuries with numerous lesions mostly on exposed surfaces, but some on the stem-side surface (I) of fruit.

Category V. Insect and mechanical injuries and physiological disorders. A. Thrips damage; B. Red scale; C. Peel miner damage; D-E. Katydid damage; F. Fruit chimera; G-I. Mechanical damage; H. and I. Rubbing damage; and J-K. Mild to severe oleocellosis, respectively.

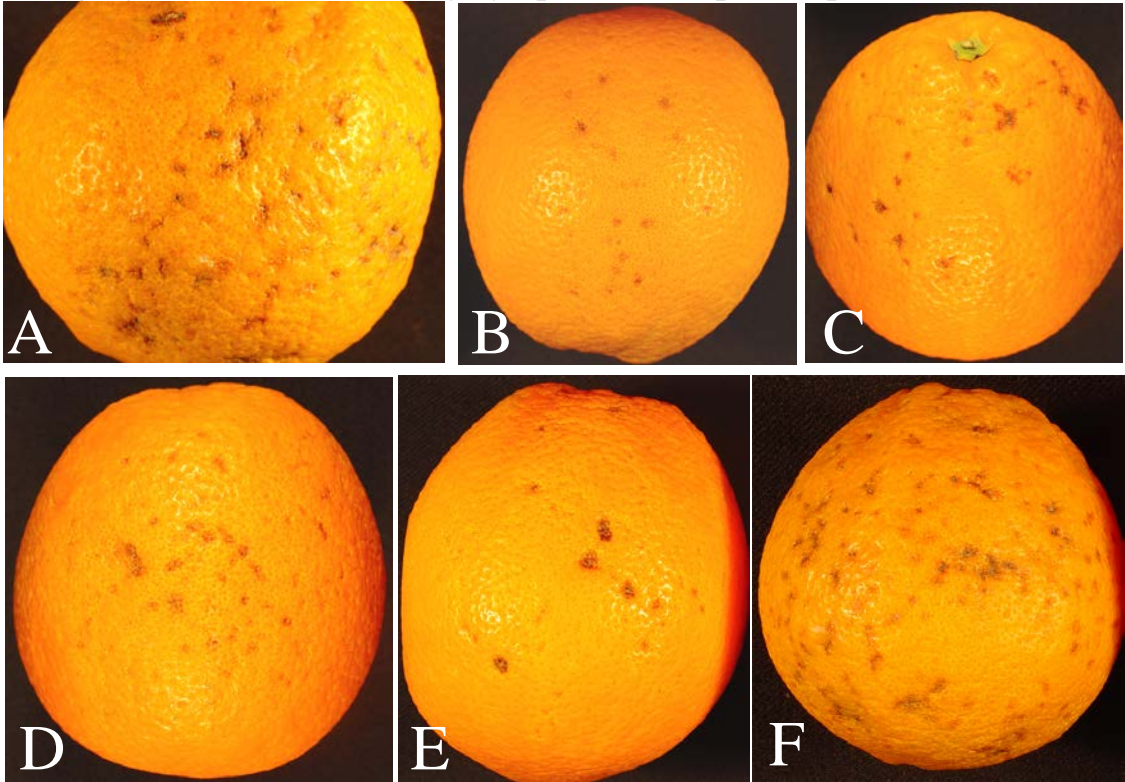
---

Note: Sampling of fruit should include Categories I-IV. Category V should not be included unless there are concerns or uncertainty in the samples.


# California NAVEK Program

## Septoria Spot and Other Orange Rind Diseases, Disorders, and Injuries

Category I: Ice-mark and early symptoms of Septoria spot




Categories I and II: Ice-mark and early and advanced symptoms of Septoria spot



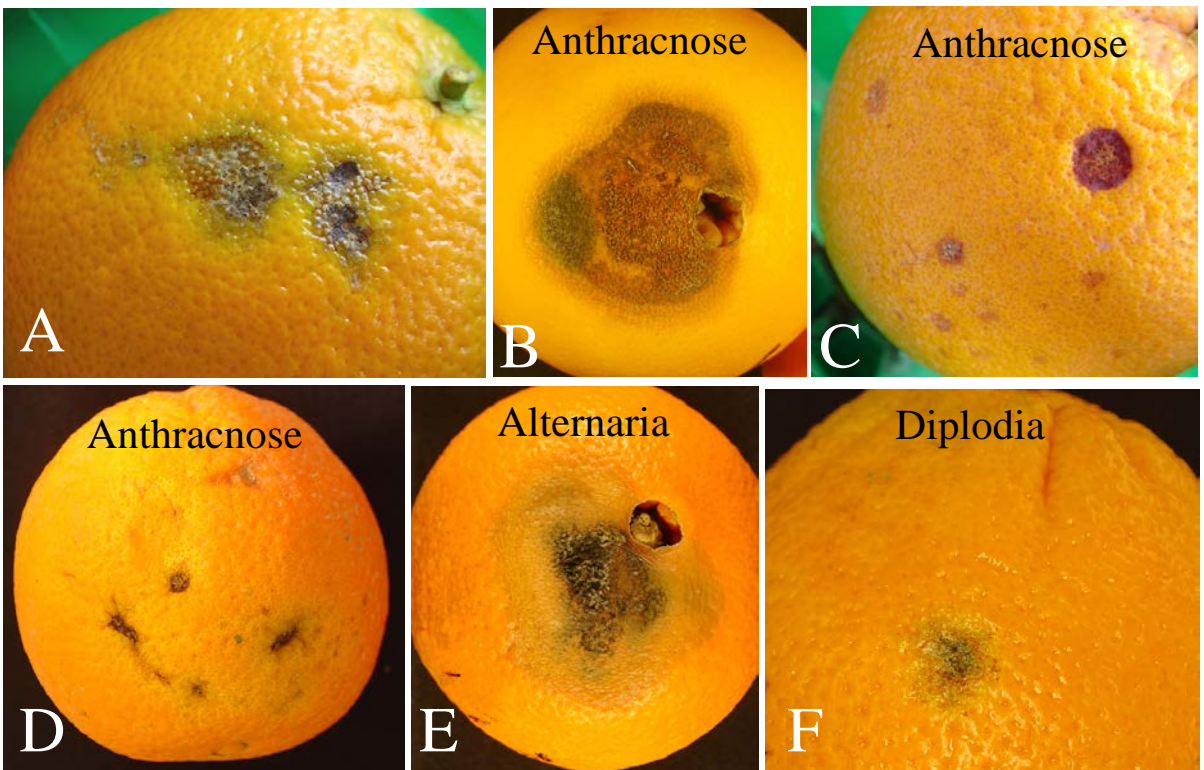
# California NAVEK Program

## Septoria Spot and Other Orange Rind Diseases, Disorders, and Injuries

### Category II: Advanced symptoms of Septoria spot





### Category III: Look-alike diseases of Septoria spot



# California NAVEK Program

## Septoria Spot and Other Orange Rind Diseases, Disorders, and Injuries

Category IV. Environmentally induced rind injuries (abiotic causes)



# California NAVEK Program

## Septoria Spot and Other Orange Rind Diseases, Disorders, and Injuries

Category V: Insect and mechanical injuries; physiological disorders

