

California Navel and Valencia Exports to Korea
NAVEK Program 2022-2023

Septoria Spot and Other Orange Rind Diseases, Disorders, and Injuries

J. E. Adaskaveg¹, and H. Forster¹

¹Dept. of Microbiology and Plant Pathology, University of California, Riverside

Category I. Early symptoms of Septoria spot on fruit showing a range of disease severity.

Category I and II. Early and advanced symptoms of Septoria spot. A-D. Four fruit showing both small and large, well developed, sunken, blackish lesions; and E. One advanced lesion among numerous ice damage injuries on the rind surface.

Category II. Advanced symptoms of Septoria spot. A-F. Lesions ranging from 2-3 mm to 20-30 mm in diameter (Note that all fruit have rinds with ice damage).

Category III. Look-alike diseases of Septoria. A. Unknown fungus causing symptoms similar to Septoria spot; B-D. Anthracnose lesions caused by *Colletotrichum gloeosporioides*; E. Expanding lesion of Alternaria spot caused by *A. alternata*; and F. *Lasiodiplodia* state of *Botryosphaeria rhodina*. Lesions caused by *Lasiodiplodia* sp. are sunken and dark with a diffused margin.

Category IV. Environmentally induced rind injuries (abiotic causes). A-G. Mild rind injuries on exposed surfaces of fruit; H-J. Severe rind injuries with numerous lesions mostly on exposed surfaces, but some on the stem-side surface (I) of fruit.

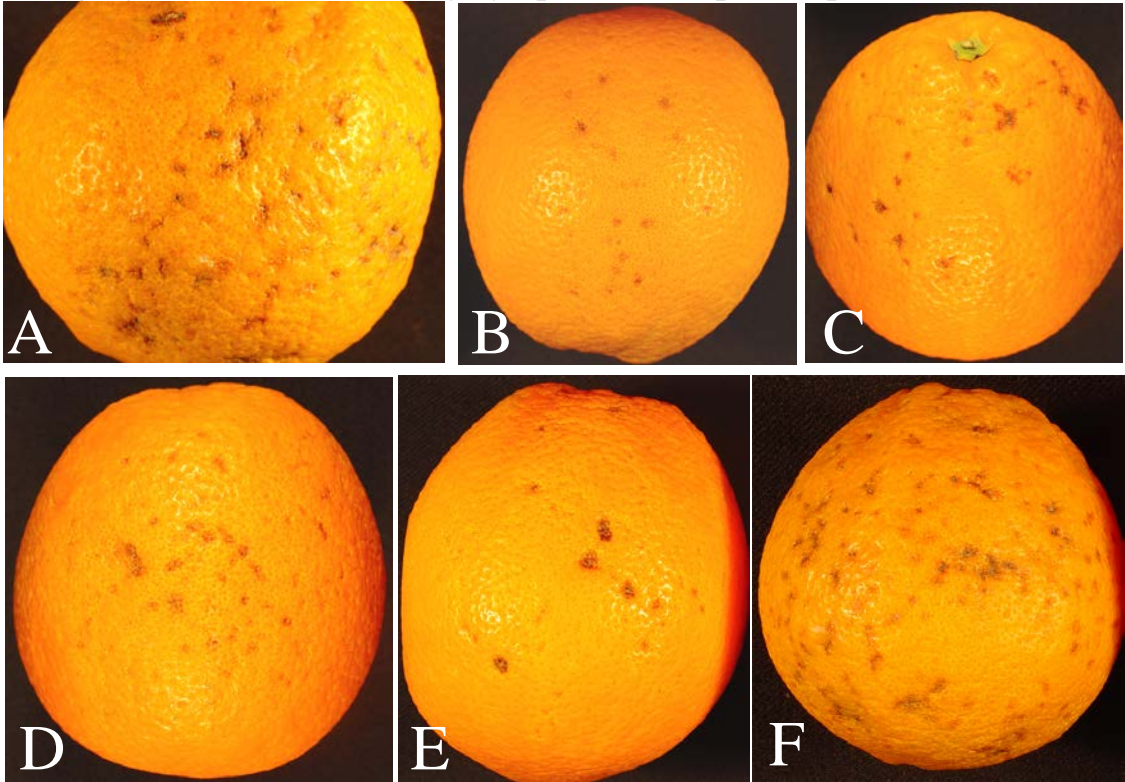
Category V. Insect and mechanical injuries and physiological disorders. A. Thrips damage; B. Red scale; C. Peel miner damage; D-E. Katydid damage; F. Fruit chimera; G-I. Mechanical damage; H. and I. Rubbing damage; and J-K. Mild to severe oleocellosis, respectively.

Note: Sampling of fruit should include Categories I-IV. Category V should not be included unless there are concerns or uncertainty in the samples.


California NAVEK Program

Septoria Spot and Other Orange Rind Diseases, Disorders, and Injuries

Category I: Ice-mark and early symptoms of Septoria spot




Categories I and II: Ice-mark and early and advanced symptoms of Septoria spot



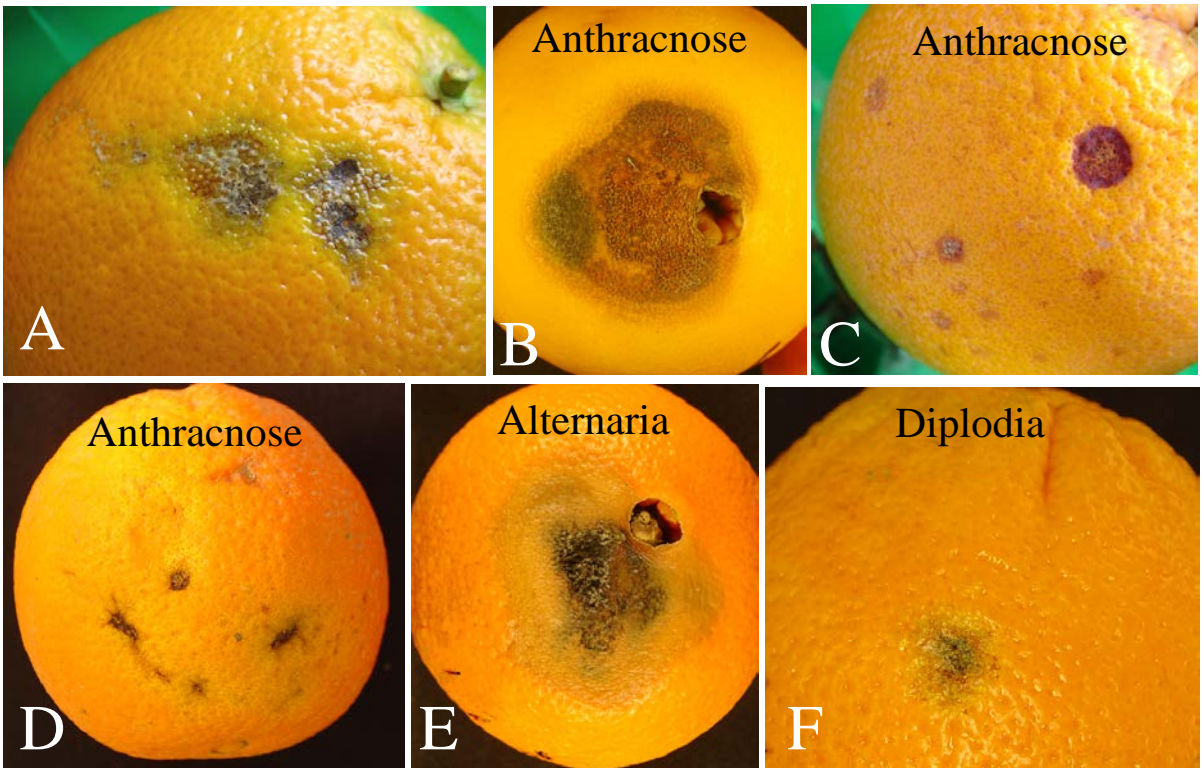
California NAVEK Program

Septoria Spot and Other Orange Rind Diseases, Disorders, and Injuries

Category II: Advanced symptoms of Septoria spot





Category III: Look-alike diseases of Septoria spot



California NAVEK Program

Septoria Spot and Other Orange Rind Diseases, Disorders, and Injuries

Category IV. Environmentally induced rind injuries (abiotic causes)



California NAVEK Program

Septoria Spot and Other Orange Rind Diseases, Disorders, and Injuries

Category V: Insect and mechanical injuries; physiological disorders

